

Date:	Projet:
Préparé par:	Type:
Commentaires:	

ÉCLAIRAGE MURAL 10

CELLULE PHOTOÉLECTRIQUE | DLC



SPÉCIFICATIONS

- Luminaire classe I
- Cellule photoélectrique
- IP66 - Convient aux endroits mouillés
- Boîtier en aluminium
- Index de rendu des couleurs: >75
- Température de fonctionnement: -40°C to 50°C
- Tension d'entrée : 120 - 277V CA
- IRC : 84

DISPONIBILITÉ

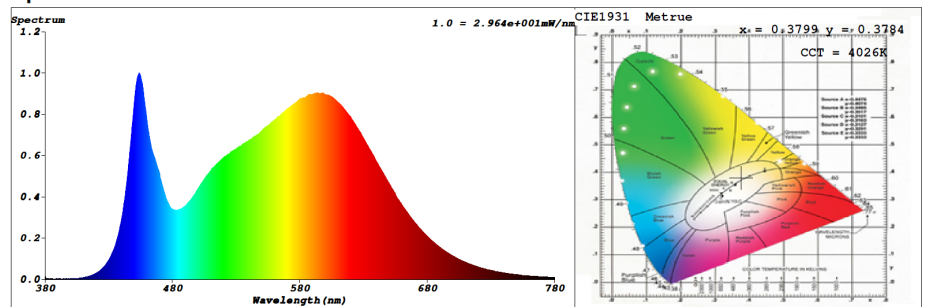
17W
4000K
120-277VCA

Cette icône indique que c'est un produit EN STOCK: Les produits qui ont ce symbole ci-dessous sont envoyés le même jour ouvrable (les commandes doivent être reçues avant 15h00 H.E.)



Fichier ies complet disponible sur demande

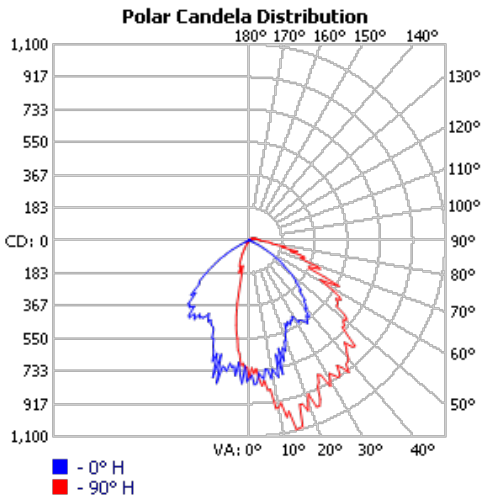
Spectrum



INFORMATION DE COMMANDE

SÉRIES	PUISSANCE (WATTS)	ÉQUIVALENT À (WATTS)	LUMENS	QTÉ DEL	COULEUR TEMP	NO DE RÉFÉRENCE
ÉCLAIRAGE MURAL 10	17	50	1700	24	4000K	WP10

RAPPORT PHOTOMÉTRIQUE

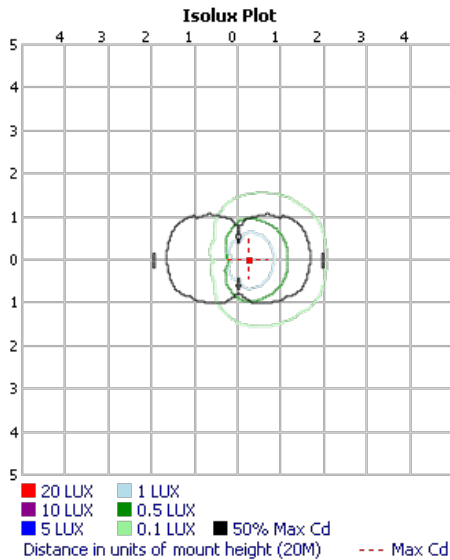


ZONAL LUMEN SUMMARY			
ZONE	LUMENS	% LAMP	% LUMINAIRE
0-30	516.8	30.6%	30.6%
0-40	827.2	49%	49%
0-60	1,372.5	81.3%	81.3%
60-90	269.0	15.9%	15.9%
70-100	129.6	7.7%	7.7%
90-120	34.3	2%	2%
0-90	1,641.5	97.2%	97.2%
90-180	46.6	2.8%	2.8%
0-180	1,688.1	100%	100%

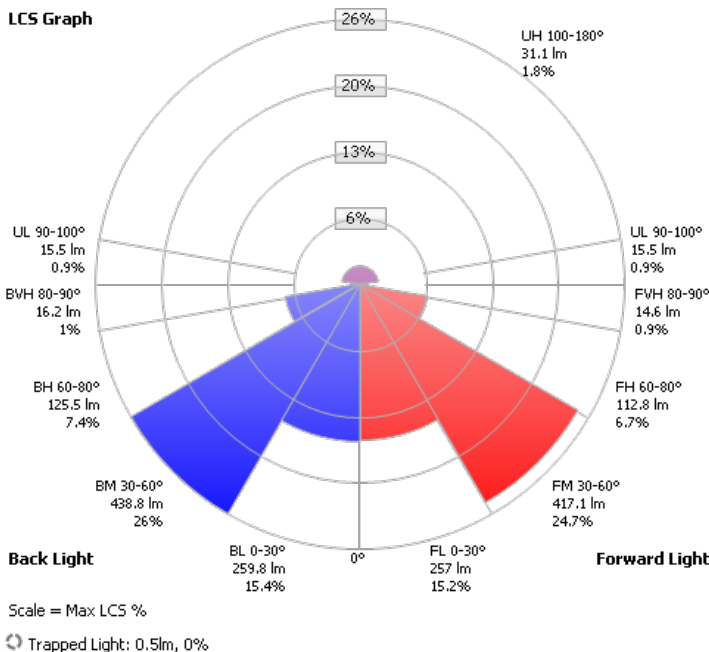
LUMENS PER ZONE				
ZONE	LUMENS	% TOTAL	ZONE	LUMENS % TOTAL
0-10	68.8	4.1%	90-100	15.5 0.9%
10-20	192.3	11.4%	100-110	11.1 0.7%
20-30	255.7	15.1%	110-120	7.8 0.5%
30-40	310.5	18.4%	120-130	5.3 0.3%
40-50	304.2	18.0%	130-140	3.5 0.2%
50-60	241.1	14.3%	140-150	2.0 0.1%
60-70	154.9	9.2%	150-160	1.0 0.1%
70-80	83.4	4.9%	160-170	0.4 0%
80-90	30.7	1.8%	170-180	0.1 0%

ROADWAY SUMMARY	
CUTOFF CLASSIFICATION:	SEMICUTOFF
DISTRIBUTION:	TYPE I, VERY SHORT
MAX CD, 90 DEG VERT:	63.2
MAX CD, 80 TO <90 DEG:	202.7
	LUMENS % LAMP
DOWNWARD STREET SIDE:	801.4 47.5%
DOWNWARD HOUSE SIDE:	840.4 49.8%
DOWNWARD TOTAL:	1,641.8 97.2%
UPWARD STREET SIDE:	23.1 1.4%
UPWARD HOUSE SIDE:	23.5 1.4%
UPWARD TOTAL:	46.6 2.8%
TOTAL LUMENS:	1,688.3 100%

LCS TABLE		
BUG RATING	B1 - U2 - G1	
FORWARD LIGHT	LUMENS	LUMENS %
LOW(0-30):	257.0	15.2%
MEDIUM(30-60):	417.1	24.7%
HIGH(60-80):	112.8	6.7%
VERY HIGH(80-90):	14.6	0.9%
BACK LIGHT	LUMENS	LUMENS %
LOW(0-30):	259.8	15.4%
MEDIUM(30-60):	438.8	26%
HIGH(60-80):	125.5	7.4%
VERY HIGH(80-90):	16.2	1%
UPLIGHT	LUMENS	LUMENS %
LOW(90-100):	15.5	0.9%
HIGH(100-180):	31.1	1.8%
TRAPPED LIGHT:	0.5	0%



CANDELA TABLE - TYPE C																																			
	0	22.5	45	67.5	90	112.5	135	157.5	180	202.5	225	247.5	270	292.5	315	337.5	360		0	22.5	45	67.5	90	112.5	135	157.5	180	202.5	225	247.5	270	292.5	315	337.5	360
0	773	773	773	773	773	773	773	773	773	773	773	773	773	773	773	773	773	773	773	773	773	773	773	773	773	773	773	773	773	773	773	773			
5	767	719	755	788	819	813	784	782	686	610	716	636	637	739	595	718	767																		
10	732	817	879	962	949	991	886	774	745	628	527	484	425	428	618	678	732																		
15	626	682	960	1077	1090	1031	823	890	796	727	529	327	146	247	561	656	626																		
20	598	783	941	915	958	1053	906	791	587	576	381	135	153	152	347	608	598																		
25	502	708	863	956	905	987	815	704	513	472	136	167	113	197	142	480	502																		
30	496	765	907	904	904	940	896	781	492	419	127	170	58	173	127	423	496																		
35	568	742	843	888	855	931	861	767	540	301	103	80	21	72	100	277	568																		
40	499	685	798	822	865	849	819	702	480	258	63	28	16	23	60	220	499																		
45	397	604	719	753	838	793	736	616	448	201	27	8	6	8	24	184	397																		
50	325	475	617	672	691	717	699	506	369	144	13	5	4	5	12	118	325																		
55	226	359	503	602	605	591	549	425	255	66	7	4	4	4	7	46	226																		
60	115	264	407	480	499	497	455	305	144	20	5	3	2	2	5	16	115																		
65	39	173	317	395	372	454	357	213	56	10	4	2	2	1	4	10	39																		
70	16	87	248	332	335	391	244	137	21	7	3	1	1	1	3	7	16																		
75	10	41	170	237	239	281	171	66	13	5	2	1	1	1	2	6	10																		
80	8	23	82	143	203	170	110	27	9	5	2	1	1	1	2	5	8																		
85	6	19	38	75	113	78	52	20	6	4	2	1	1	1	2	4	6																		
90	5	15	29	46	63	52	32	16	5	3	1	1	1	1	0	1	3	5																	
95	3	13	24	38	51	41	26	13	4	2	1	0	0	0	1	2	3																		
100	3	11	20	34	45	36	21	11	3	2	1	0	0	0	1	2	3																		
105	3	9	18	30	38	31	18	10	3	2	1	0	0	0	1	2	3																		
110	3	8	15	26	32	26	15	8	3	2	1	0	0	0	1	2	3																		
115	3	7	13	22	28	22	13	7	2	1	1	0	0	0	1	2	3																		
120	2	6	12	19	23	19	12	6	2	1	1	0	1	1	1	1	2																		
125	2	6	11	16	19	17	10	5	2	1	1	1	1	1	1	1	2																		
130	2	5	10	14	15	15	9	5	2	1	1	1	1	1	1	1	2																		
135	2	5	8	12	13	13	8	5	2	1	1	1	1	1	1	1	2																		
140	2	4	7	10	10	10	7	4	2	1	1	1	1	1	1	1	2																		
145	2	3	6	8	9	8	6	4	1	1	1	1	1	1	1	1	2																		
150	2	3	5	6	7	6	5	3	1	1	1	1	1	1	1	1	2																		
155	1	2	4	5	5	5	4	2	1	1	1	1	1	1	1	1	1																		
160	1	2	3	3	4	3	3	2	1	1	1	1	1	1	1	1	1																		
165	1	1	2	2	2	2	2	1	1	1	1	1	1	1	1	1	1																		
170	1	1	1	1	1	1	1	1	1	1	1	1	1	1	1	1	1																		
175	1	1	1	1	1	1	1	1	1	1	1	1	1	1	1	1	1																		
180	1	1	1	1	1	1	1	1	1	1	1	1	1	1	1	1	1																		



Date: _____ Project: _____
Prepared for: _____ Type: _____
Comments: _____

WALL PACK 10

PHOTOCELL | DLC



SPECIFICATIONS

- Class I Luminaire
- Photocell Technology
- IP66 - Suitable for Wet Locations
- Robust Aluminium Casing
- Colour Rendering Index: >75
- Functioning Temperature: -40°C to 50°C
- Input Voltage: 120-277VAC
- CRI: 84

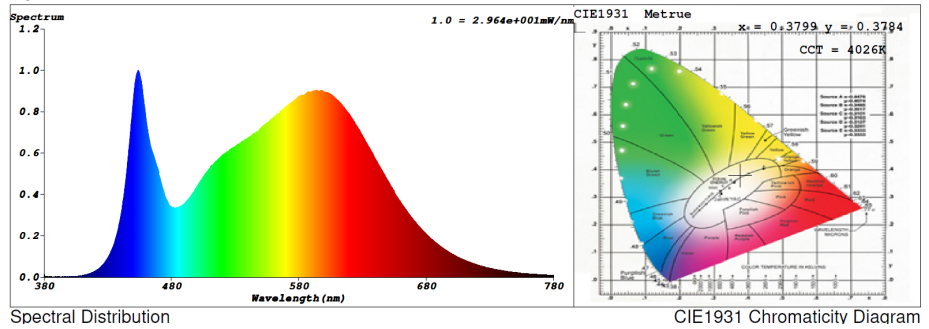
AVAILABILITY

- 17W
- 4000K
- 120-277VAC

*This icon indicates a STOCK item: Look for this Same Day Shipping icon below in 'Ordering Information' for products that ship out on the same day (orders must be placed before 3pm EST)

Full ies File Available on Request

Spectrum

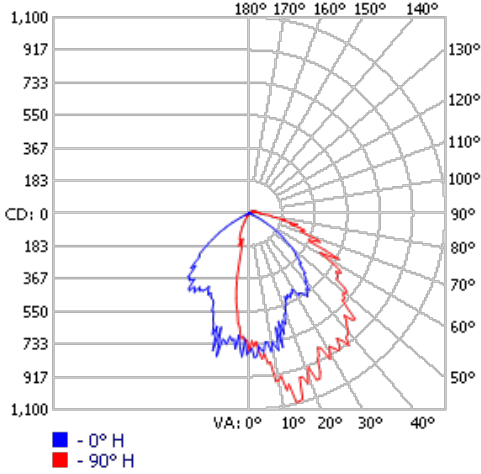


ORDERING INFORMATION

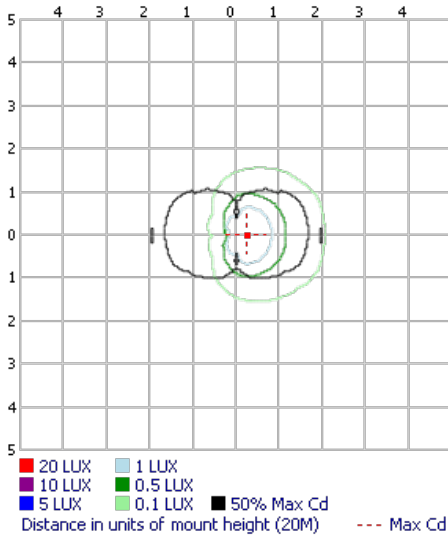
SERIES	POWER (WATTS)	EQUIVALENT TO (WATTS)	LUMENS	LED QTY	COLOR TEMP	MODEL NUMBER
WALL PACK 10	17	50	1700	24	4000K	WP10

PHOTOMETRIC REPORT

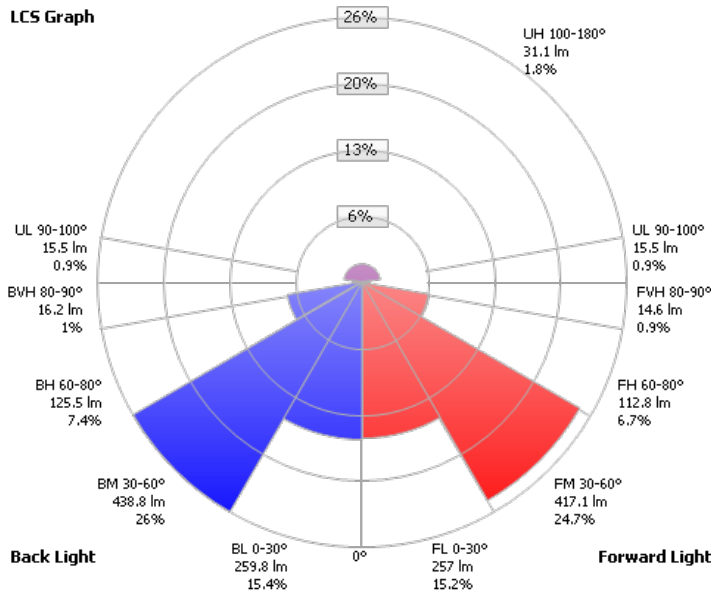
Polar Candela Distribution



Isolux Plot



LCS Graph



ZONAL LUMEN SUMMARY

ZONE	LUMENS	% LAMP	% LUMINAIRE
0-30	516.8	30.6%	30.6%
0-40	827.2	49%	49%
0-60	1,372.5	81.3%	81.3%
60-90	269.0	15.9%	15.9%
70-100	129.6	7.7%	7.7%
90-120	34.3	2%	2%
0-90	1,641.5	97.2%	97.2%
90-180	46.6	2.8%	2.8%
0-180	1,688.1	100%	100%

LUMENS PER ZONE

ZONE	LUMENS	% TOTAL	ZONE	LUMENS	% TOTAL
0-10	68.8	4.1%	90-100	15.5	0.9%
10-20	192.3	11.4%	100-110	11.1	0.7%
20-30	255.7	15.1%	110-120	7.8	0.5%
30-40	310.5	18.4%	120-130	5.3	0.3%
40-50	304.2	18.0%	130-140	3.5	0.2%
50-60	241.1	14.3%	140-150	2.0	0.1%
60-70	154.9	9.2%	150-160	1.0	0.1%
70-80	83.4	4.9%	160-170	0.4	0%
80-90	30.7	1.8%	170-180	0.1	0%

ROADWAY SUMMARY

CUTOFF CLASSIFICATION:	SEMICUTOFF
DISTRIBUTION:	TYPE I, VERY SHORT
MAX CD, 90 DEG VERT:	63.2
MAX CD, 80 TO <90 DEG:	202.7
	LUMENS % LAMP
DOWNWARD STREET SIDE:	801.4 47.5%
DOWNWARD HOUSE SIDE:	840.4 49.8%
DOWNWARD TOTAL:	1,641.8 97.2%
UPWARD STREET SIDE:	23.1 1.4%
UPWARD HOUSE SIDE:	23.5 1.4%
UPWARD TOTAL:	46.6 2.8%
TOTAL LUMENS:	1,688.3 100%

LCS TABLE

BUG RATING	B1 - U2 - G1	LUMENS	LUMENS %
FORWARD LIGHT			
LOW(0-30):		257.0	15.2%
MEDIUM(30-60):		417.1	24.7%
HIGH(60-80):		112.8	6.7%
VERY HIGH(80-90):		14.6	0.9%
BACK LIGHT			
LOW(0-30):		259.8	15.4%
MEDIUM(30-60):		438.8	26%
HIGH(60-80):		125.5	7.4%
VERY HIGH(80-90):		16.2	1%
UPLIGHT			
LOW(90-100):		15.5	0.9%
HIGH(100-180):		31.1	1.8%
TRAPPED LIGHT:		0.5	0%

CANDELA TABLE - TYPE C

	0	22.5	45	67.5	90	112.5	135	157.5	180	202.5	225	247.5	270	292.5	315	337.5	360
0	773	773	773	773	773	773	773	773	773	773	773	773	773	773	773	773	773
5	767	719	755	788	819	813	784	782	686	610	716	636	637	739	595	718	767
10	732	817	879	962	949	991	886	774	745	628	527	484	425	428	618	678	732
15	626	682	960	1077	1090	1031	823	890	796	727	529	327	146	247	561	656	626
20	598	783	941	915	958	1053	906	791	587	576	381	135	153	152	347	608	598
25	502	708	863	956	905	987	815	704	513	472	136	167	113	197	142	480	502
30	496	765	907	904	904	940	896	781	492	419	127	170	58	173	127	423	496
35	568	742	843	888	855	931	861	767	540	301	103	80	21	72	100	277	568
40	499	685	798	822	865	849	819	702	480	258	63	28	16	23	60	220	499
45	397	604	719	753	838	793	736	616	448	201	27	8	6	8	24	184	397
50	325	475	617	672	691	717	699	506	369	144	13	5	4	5	12	118	325
55	226	359	503	602	605	591	549	425	255	66	7	4	4	4	7	46	226
60	115	264	407	480	499	497	455	305	144	20	5	3	2	2	5	16	115
65	39	173	317	395	372	454	357	213	56	10	4	2	2	1	4	10	39
70	16	87	248	332	335	391	244	137	21	7	3	1	1	1	3	7	16
75	10	41	170	237	239	281	171	66	13	5	2	1	1	1	2	6	10
80	8	23	82	143	203	170	110	27	9	5	2	1	1	1	2	5	8
85	6	19	38	75	113	78	52	20	6	4	2	1	1	1	2	4	6
90	5	15	29	46	63	52	32	16	5	3	1	1	1	0	1	3	5
95	3	13	24	38	51	41	26	13	4	2	1	0	0	0	1	2	3
100	3	11	20	34	45	36	21	11	3	2	1	0	0	0	1	2	3
105	3	9	18	30	38	31	18	10	3	2	1	0	0	0	1	2	3
110	3	8	15	26	32	26	15	8	3	2	1	0	0	0	1	2	3
115	3	7	13	22	28	22	13	7	2	1	1	0	0	0	1	2	3
120	2	6	12	19	23	19	12	6	2	1	1	0	1	1	1	1	2
125	2	6	11	16	19	17	10	5	2	1	1	1	1	1	1	1	2
130	2	5	10	14	15	15	9	5	2	1	1	1	1	1	1	1	2
135	2	5	8	12	13	13	8	5	2	1	1	1	1	1	1	1	2
140	2	4	7	10	10	10	7	4	2	1	1	1	1	1	1	1	2
145	2	3	6	8	9	8	6	4	1	1	1	1	1	1	1	1	2
150	2	3	5	6	7	6	5	3	1	1	1	1	1	1	1	1	2
155	1	2	4	5	5	5	4	2	1	1	1	1	1	1	1	1	1
160	1	2	3	3	4	3	3	2	1	1	1	1	1	1	1	1	1
165	1	1	2	2	2	2	2	1	1	1	1	1	1	1	1	1	1
170	1	1	1	1	1	1	1	1	1	1	1	1	1	1	1	1	1
175	1	1	1	1	1	1	1	1	1	1	1	1	1	1	1	1	1
180	1	1	1	1	1	1	1	1	1	1	1	1	1	1	1	1	1